




MATTE LACQUER

Highly resistant velvet matte paint. Reinforced with polyurethane.
Soft and silky to the touch.

Matte  Gloss 
Care : washable finish
Recommended use : all rooms including humid rooms
Easy to apply 



RECOMMENDED USE

Indoors.

On vertical surfaces. In all indoor spaces.
Multi-purpose paint: walls, frames, skirting boards.

Substrates: All standard building materials that have been properly primed. If you are painting iron, apply a Rustproof Primer first.

BENEFITS

- High-end matte lacquer with an exceptionally soft and silky touch.
- Clean finish.
- Highly resistant: Class 1⁽²⁾ wet abrasion resistance (after 28 days of drying).
- Easy maintenance.
- Ideal to enhance contemporary interiors, especially for strong colours.

SURFACE PREPARATION

The surface must be perfectly cleaned, dusted and dry. Apply the appropriate primer and/or undercoat for the substrate. For low opacity shades, use the Undercoat for Dark Colors in the colour of the finish (refer to the list of available shades in store).

Plasterboard, old paint in good condition (not very porous surfaces): Sand and dust, wash and once completely dry, apply an Undercoat for Regular Work, or Undercoat for Light or Dark Colors.

Brick stone, plaster... (porous, powdery or chalky surfaces): Apply our Universal Primer.

Application tools: Apply using a 10mm microfibre roller, a special acrylic brush for edges, an airless or pneumatic sprayer.

APPLICATION

Once the Universal Primer has dried completely, carefully smooth the surface, including the corners, and remove any dust. As an alternative to sanding, apply a coat of Undercoat for Light or Dark Colors.

Once all undercoats have dried completely, apply two coats of Matte Lacquer, diluting it with 5% water.

We recommend testing the dilution on a small area to determine the right percentage (the paint should not be too thin and it should glide easily over the surface).

With an airless or traditional paint sprayer and depending on the type of equipment used, the paint may need to be diluted with 10 to 20% water. Test the dilution on a piece of cardboard or an inconspicuous area to obtain the best dilution and a beautiful finish. Diluting the paint may alter the shade.

GENERAL INFORMATION

Appearance: Velvet Matte.

Gloss: 3 to 4GU at 60° and 10 to 12GU at 85°.

Coverage: 15-18m²/L per coat depending on your choice of equipment and dilution.

Drying time: 30mins (dry to the touch).

Second coat: Approx. 5h depending on the temperature and air humidity.

GENERAL INFORMATION

Solid content: 57% in weight (+/-2%), 41% in volume (+/-2%).

Density: 1.35g/cm³ (+/-0.05%) in white.

How to clean your equipment: Water.

Packaging: 0.5L, 1L, 2.5L, 5L and 10L.

Storage: 1 year in its original unopened packaging. Keep away from frost.

Tinting: All Ressource colours (available in 5 bases).

HANDLE WITH CARE

Use in temperatures between +5°C and +30°C. Do not use when relative humidity reaches more than 75%. For low opacity shades, it is strongly recommended to use the Undercoat for Dark Colors in the same colour as the finish (see here for a list of colors available in store).

Caution: Remove any protective adhesive strips before the paint hardens completely.

REGULATORY INFORMATION

AFNOR Classification: Family I - Class 7b2/6a.

VOC⁽¹⁾: The 2010 EU limit value for this product (cat A/a) is 30g/L. This product contains maximum 26g/L VOC.

Safety: Refer to the safety Data Sheet (SDS). Complies with current legislation.

⁽¹⁾ Volatile Organic Compounds: Directive 2004/42/EC.

⁽²⁾ According to ISO 11998 and EN 13300, the paint film is resistant to cleaning with a sponge, using gentle household products. Take care as washing may leave a sheen on some strong colours.

* Information on the emission of volatile substances into indoor air, presenting a risk of toxicity by inhalation, on the class scale from A+ (very low emissions) to C (high emissions).